



■ vers. 003 - armchair



■ vers. 003 - armchair



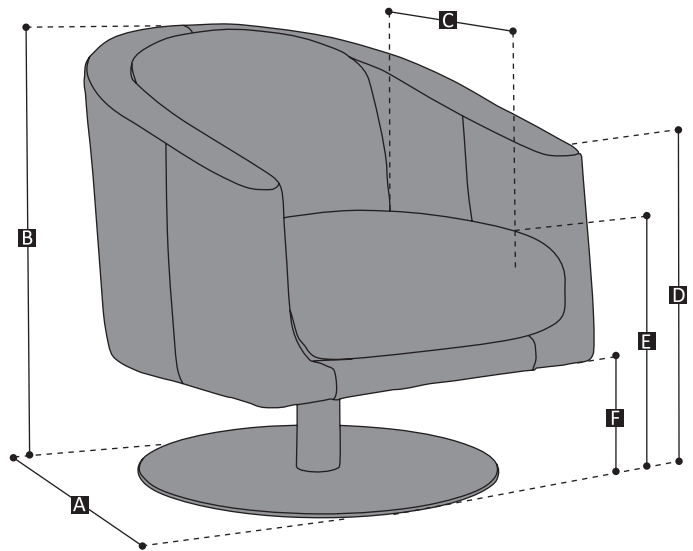
■ vers. 003 - armchair

Liu 2228







SCHEMATICS



- A = 87 cm / 34" (depth)
- B = 80 cm / 31" (height)
- C = 54 cm / 21" (seat depth)
- D = 68 cm / 27" (arm height)
- E = 48 cm / 19" (seat height)
- F = 22 cm / 8.5" (base height)



TECHNICAL FEATURES

	COVERING	Leather <input checked="" type="checkbox"/>	Soft Cover <input checked="" type="checkbox"/>	Mix <input type="checkbox"/>		
	LEGS	Plastic <input type="checkbox"/>	Metal <input checked="" type="checkbox"/>	Wood <input type="checkbox"/>	Upholstered <input type="checkbox"/>	
	FILLING	Arms <input checked="" type="checkbox"/> Foam <input type="checkbox"/> Fiber <input type="checkbox"/> Feather	Seat Cushion <input checked="" type="checkbox"/> Foam <input checked="" type="checkbox"/> Fiber <input checked="" type="checkbox"/> Feather	Back Cushion <input checked="" type="checkbox"/> Foam <input checked="" type="checkbox"/> Fiber <input checked="" type="checkbox"/> Feather		
	COMFORT	Standard <input type="checkbox"/>	Feather <input checked="" type="checkbox"/>	Firm Comfort (not available for GB) <input type="checkbox"/>		
	FUNCTION	Bed <input type="checkbox"/>	Motion <input type="checkbox"/>	Electric Motion <input type="checkbox"/>	Reclining Chair <input type="checkbox"/>	Reclining Headrest <input type="checkbox"/>
	OPTION	Nails <input type="checkbox"/>	Contrast Stitching <input type="checkbox"/>	Contrast Welt <input type="checkbox"/>	Two-Tone <input type="checkbox"/>	Removable <input type="checkbox"/>