



■ vers. 244 - press back swivel metal plate



■ vers. 244 - press back swivel metal plate



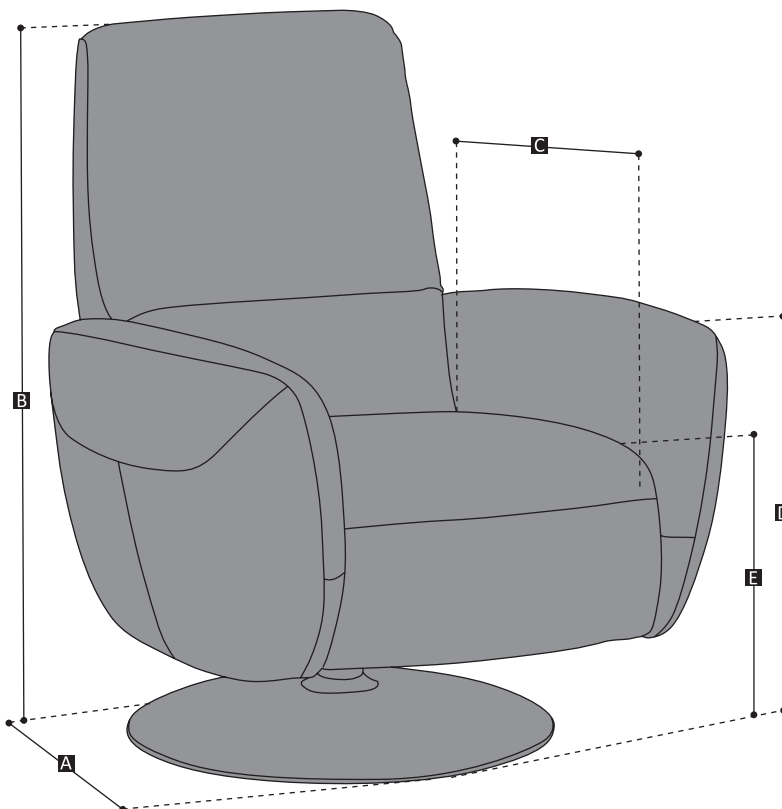
■ vers. 244 - press back swivel metal plate

Genny 2483







SCHEMATICS



- A = 97-165 cm / 38-65"** (depth)
- B = 100 cm / 39"** (height)
- C = 57 cm / 22"** (seat depth)
- D = 60 cm / 24"** (arm height)
- E = 46 cm / 18"** (seat height)



TECHNICAL FEATURES

	COVERING	Leather <input checked="" type="checkbox"/>	Soft Cover <input checked="" type="checkbox"/>	Mix <input type="checkbox"/>		
	LEGS	Plastic <input type="checkbox"/>	Metal <input checked="" type="checkbox"/>	Wood <input type="checkbox"/>	Upholstered <input type="checkbox"/>	
	FILLING	Arms <input checked="" type="checkbox"/> Foam <input type="checkbox"/> Fiber <input type="checkbox"/> Feather	Seat Cushion <input checked="" type="checkbox"/> Foam <input type="checkbox"/> Fiber <input type="checkbox"/> Feather	Back Cushion <input checked="" type="checkbox"/> Foam <input type="checkbox"/> Fiber <input type="checkbox"/> Feather		
	COMFORT	Standard <input checked="" type="checkbox"/>	Feather <input type="checkbox"/>	Firm Comfort (not available for GB) <input checked="" type="checkbox"/>		
	FUNCTION	Bed <input type="checkbox"/>	Motion <input type="checkbox"/>	Electric Motion <input type="checkbox"/>	Reclining Chair <input checked="" type="checkbox"/>	Reclining Headrest <input type="checkbox"/>
	OPTION	Nails <input type="checkbox"/>	Contrast Stitching <input type="checkbox"/>	Contrast Welt <input type="checkbox"/>	Two-Tone <input type="checkbox"/>	Removable <input type="checkbox"/>